



**Notes:**

- Every Clamp to have 10-32 Machine screw with External Tooth washer mounted to the pole.
- Every Clamp to have with External Tooth washer
- CONNECTIONS BETWEEN BRACKETS ON BASE TO BASE SURFACE (MUST ENABLE METAL ON METAL CONTACT).

**ALL BRACKETS AND METAL PARTS OF BRACKETS MUST HAVE CONTINUITY TO THE BASE OF THE CART VIA THE MAIN POLE.**

IF SCREWS ARE USED TO CONNECT BRACKETS TO MAIN POLE, SCREW ENDS MUST PREVENT CABLE DAMAGE.

-MASKING REQUIRED ON AT LEAST ONE MOUNTING HOLE ON CPU BRACKET/ POWERSTRIP BRACKET

-MASKING REQUIRED ON ONE PIVOT HOLE ON CAMERA BRACKET


-MASKING REQUIRED ON ONE HOLE ON EVERY COMPONENT BRACKET

**Every cart to have the following**


-CONTINUITY CHECK TO BE CONDUCTED ON ALL DEAD METAL PARTS WITH THE BASE OF THE CART. ALL BRACKETS AND METAL PARTS OF BRACKETS MUST HAVE CONTINUITY TO THE BASE OF THE CART.

-COMPLIANCE REPORT FOR DIMENSIONS, ROHS/REACH, MATERIAL USED AND CONTINUITY CHECK MUST BE SUBMITTED PER CART.

Every Clamp to have 10-32 Machine screw with External Tooth washer mounted to the pole.

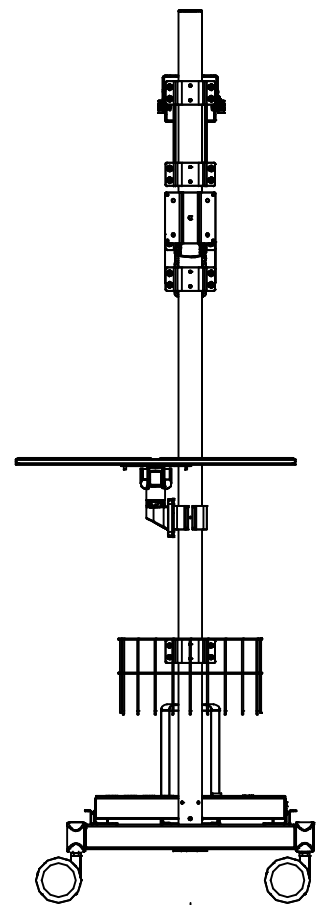
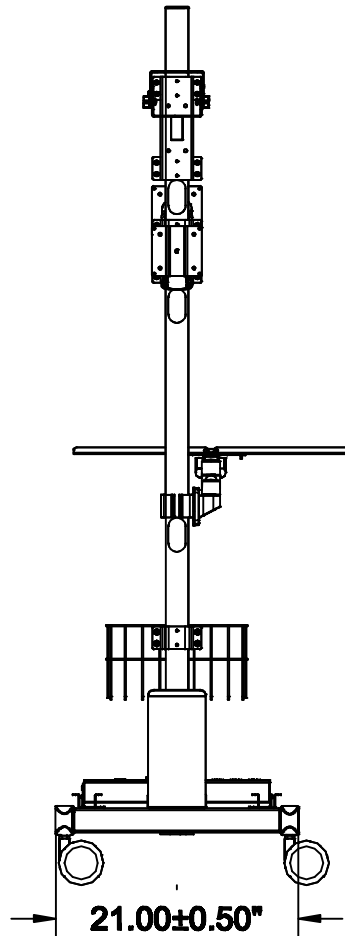
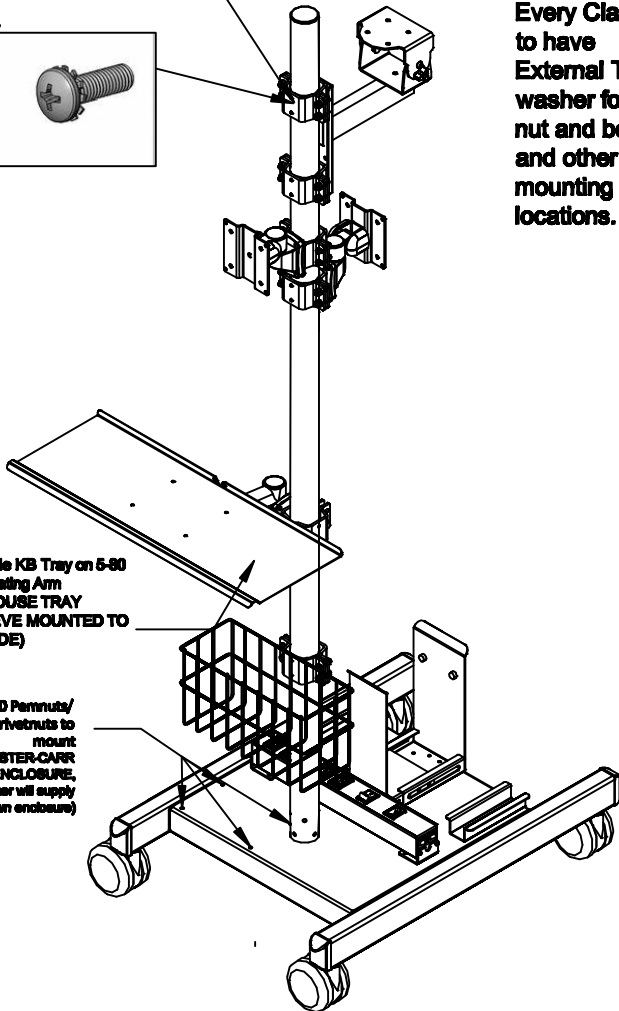


Every Clamp to have External Tooth washer for nut and bolt and other mounting locations.



24" Wide KB Tray on 5-80 Articulating Arm (NO MOUSE TRAY + SLEEVE MOUNTED TO THE SIDE)

(4) 1/2-20 Pennnuts/ rivetrnuts to mount (MCMaster-CARR 871K13 ENCLOSURE, Customer will supply their own enclosure)



**ISOMETRIC VIEW**

**FRONT VIEW**

**REAR VIEW**

NOTE: POWERSTRIP NEEDS TO BE APPROVED BY CUSTOMER IF REPLACING MANUFACTURER	DRAWN BY: YE/GM	DATE: 10-01-20	DESCRIPTION:
	APPROVED		HONEYWELL P/N: 200151-PPT (Rev B)
TOLERANCES UNLESS OTHERWISE SPECIFIED FRACTIONAL ±1/64 2 PLC. DEC. ±.01 3PLC. DEC. ±.001 ANGULAR FINISH	ENG:		USED ON:
	MFG:		PATH:
	QA:		NUMBER:
	SCALE: 1" = 1'-0"	SHEET: 2 OF 2	HWL MPC76 010_REV11