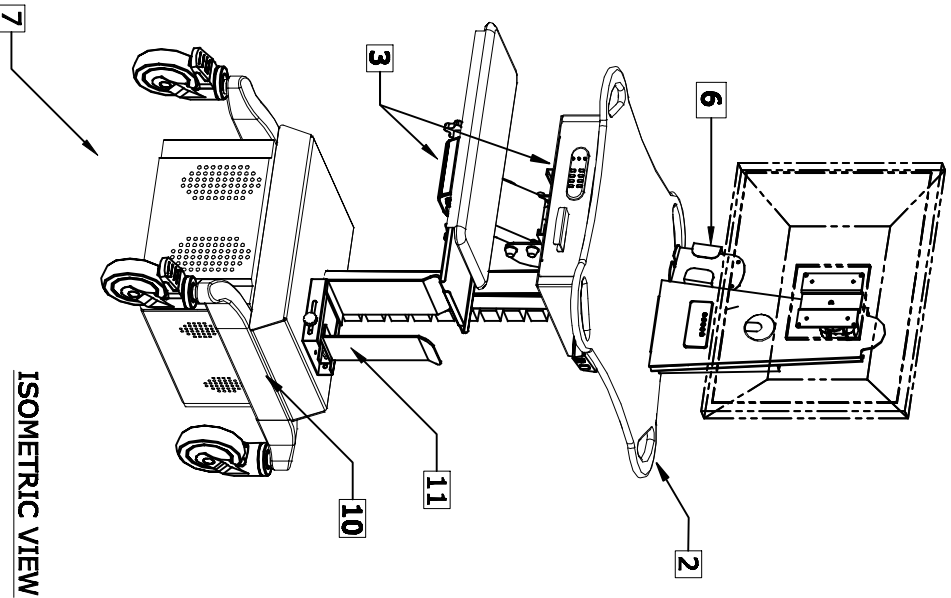


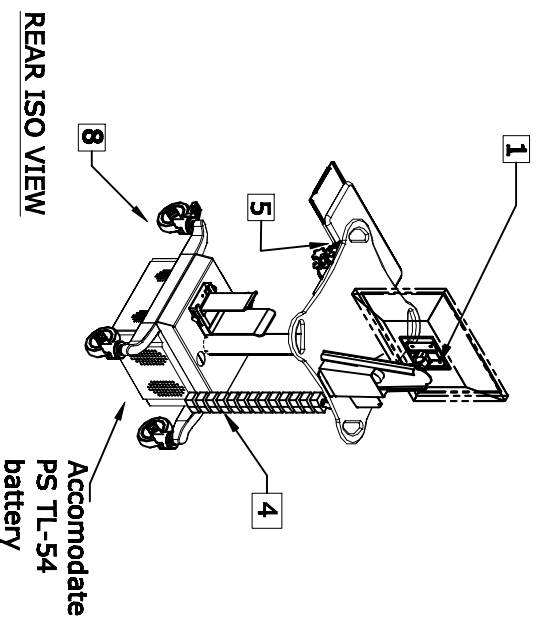
THE PLANS AND DRAWINGS CONTAINED HEREIN ARE PROPRIETARY AND MAY NOT BE COPIED OR REPRODUCED MECHANICALLY, ELECTRONICALLY OR BY ANY MEANS WITHOUT WRITTEN PERMISSION FROM AFC INDUSTRIES, INC.

**DESCRIPTION POINT OF CARE CART 'PC910'**

1. AFC22 Monitor Holder with LED read out on front
2. Worksurface with Handle 24"W x 24"D
3. Retractable/Tilt Keyboard Tray Lockable Drawer ~10"Wx8"Dx3"H
4. Wire Management WM100
5. Switch height adjustment
6. Mouse Holder
7. Removable front and rear access panels
8. (4)5" Casters, (2) Front Locking
9. Holes for ventilation
10. Location for Battery PS-TL-54
11. CPU Holder (CPU-99)

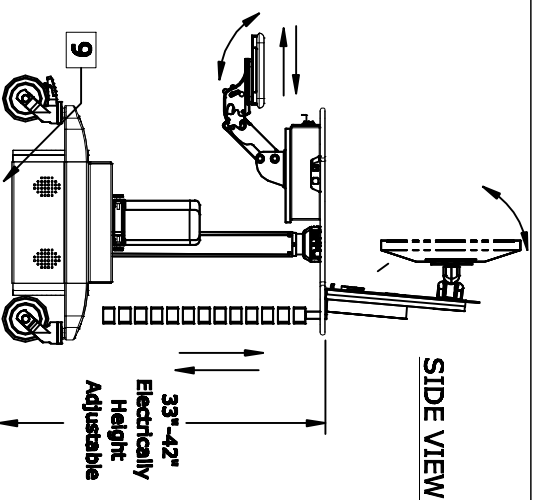


**ISOMETRIC VIEW**



**REAR ISO VIEW**

Accommodate PS TL-54 battery



**SIDE VIEW**

33"-42"  
Electrically  
Height  
Adjustable

**NOTES :**

Height Adjustment Tolerance ±.2"

MATERIAL :  
AS NOTED ABOVE

TOLERANCES UNLESS OTHERWISE SPECIFIED

FRACTIONAL	±.1/64
2 P.L.C. DEC.	±.001
3 P.L.C. DEC.	±.5"
ANGULAR	±.5°
FINISH	1/2

DRAWN BY : CLP/YE  
A P P R O V E D

DATE: 5/26/2020

ENG :

DESCRIPTION :  
POINT OF CARE CART

USED ON :

MFG :

PATH : FinAss/Maxflex/PCCart/PC 910/Electric

QA :

SCALE : N.T.S.

SHEET : 1 OF 1

PDF:

PC910\_E\_2424\_1F\_DRW\_KB\_C99\_P54\_01